



























15 200m Backstroke Women Final

























Official











☰ Qualified
☰ Heats
☰ Summary
📄

Total
13 years
14 years
15 years
16 years

Rank	Competitor	Age	Club	RT	PTS	Result
1	Quayle Bridie	16	Wharenui S...	0.72		2:19.20 Entry: 2:21.35 -2.15
	50m: 32.34	100m: 1:07.95 (35.61)	150m: 1:44.41 (36.46)			200m: 2:19.20 (34.79)
2	Lyles Jade	14	Phoenix Aq...	0.70		2:20.54 Entry: 2:22.60 -2.06
	50m: 33.48	100m: 1:08.84 (35.36)	150m: 1:44.79 (35.95)			200m: 2:20.54 (35.75)
3	Carnie Hana	13	Wanaka Sw...	0.71		2:20.66 Entry: 2:21.54 -0.88
	50m: 32.47	100m: 1:07.26 (34.79)	150m: 1:44.03 (36.77)			200m: 2:20.66 (36.63)
4	Riley Ariella	16	Hamilton Aq...	0.74		2:22.17 Entry: 2:25.76 -3.59
	50m: 33.68	100m: 1:09.95 (36.27)	150m: 1:46.83 (36.88)			200m: 2:22.17 (35.34)
5	Rawson Alanna	14	St Peter's S...	0.63		2:22.24 Entry: 2:23.69 -1.45
	50m: 33.74	100m: 1:10.16 (36.42)	150m: 1:46.17 (36.01)			200m: 2:22.24 (36.07)
6	Menzies Laura	15	Wharenui S...	0.62		2:23.09 Entry: 2:25.43 -2.34
	50m: 32.54	100m: 1:07.34 (34.80)	150m: 1:44.19 (36.85)			200m: 2:23.09 (38.90)
7	McGivern Aimee	16	Phoenix Aq...	0.60		2:23.33 Entry: 2:24.52 -1.19
	50m: 33.34	100m: 1:09.21 (35.87)	150m: 1:46.32 (37.11)			200m: 2:23.33 (37.01)
8	Speers Brooke	15	Greendale ...	0.65		2:25.24 Entry: 2:27.00 -1.76
	50m: 33.46	100m: 1:10.93 (37.47)	150m: 1:49.08 (38.15)			200m: 2:25.24 (36.16)
9	Stringer Paige	16	Hamilton Aq...	0.63		2:25.63 Entry: 2:28.00 -2.37
	50m: 32.75	100m: 1:09.07 (36.32)	150m: 1:46.99 (37.92)			200m: 2:25.63 (38.64)
10	Tobin Mackenzie	14	Parnell Swi...	0.75		2:26.17 Entry: 2:27.64 -1.47
	50m: 33.71	100m: 1:10.83 (37.12)	150m: 1:49.17 (38.34)			200m: 2:26.17 (37.00)
		15		0.57		2:26.17

10	 Liu Arissa	 Phoenix Aq...	Entry: 2:27.83 -1.66
	50m: 33.84 200m: 2:26.17 (35.79)	100m: 1:11.61 (37.77) 150m: 1:50.38 (38.77)	
12	 Barnes Macey	16  North Cant...	0.63 2:27.97 Entry: 2:30.10 -2.13
	50m: 33.12 200m: 2:27.97 (39.58)	100m: 1:10.01 (36.89) 150m: 1:48.39 (38.38)	
13	 Wang Hope	13  Phoenix Aq...	0.69 2:28.21 Entry: 2:37.16 -8.95
	50m: 34.66 200m: 2:28.21 (37.10)	100m: 1:12.61 (37.95) 150m: 1:51.11 (38.50)	
14	 Baskett Zoe	13  Whanganui...	0.56 2:29.06 Entry: 2:32.79 -3.73
	50m: 34.75 200m: 2:29.06 (38.11)	100m: 1:12.80 (38.05) 150m: 1:50.95 (38.15)	
15	 Lander Ashley	16  St Paul's S...	0.61 2:30.07 Entry: 2:29.96 +0.11
	50m: 35.13 200m: 2:30.07 (38.87)	100m: 1:12.89 (37.76) 150m: 1:51.20 (38.31)	
16	 Riley Indiana	16  Hamilton Aq...	0.69 2:30.17 Entry: 2:35.45 -5.28
	50m: 35.73 200m: 2:30.17 (37.48)	100m: 1:13.84 (38.11) 150m: 1:52.69 (38.85)	
17	 Wellington Sophie	14  Kiwi ASC	0.63 2:30.37 Entry: 2:31.57 -1.20
	50m: 34.00 200m: 2:30.37 (39.28)	100m: 1:12.22 (38.22) 150m: 1:51.09 (38.87)	
18	 Mill Georgia	16  Trojans Swi...	0.68 2:30.55 Entry: 2:33.84 -3.29
	50m: 34.59 200m: 2:30.55 (38.84)	100m: 1:11.97 (37.38) 150m: 1:51.71 (39.74)	
19	 Ealam-Smith Bella	16  North Cant...	0.64 2:31.09 Entry: 2:31.76 -0.67
	50m: 34.03 200m: 2:31.09 (39.18)	100m: 1:12.20 (38.17) 150m: 1:51.91 (39.71)	
20	 Kefford Isla	16  Pirates Swi...	0.59 2:31.26 Entry: 2:30.83 +0.43
	50m: 34.38 200m: 2:31.26 (39.23)	100m: 1:12.26 (37.88) 150m: 1:52.03 (39.77)	
21	 Wyatt Hayley	14  Coast Swi...	0.63 2:31.27 Entry: 2:32.39 -1.12
	50m: 34.72 200m: 2:31.27 (39.28)	100m: 1:12.19 (37.47) 150m: 1:51.99 (39.80)	
22	 Ding Cloris	14  United Swi...	0.71 2:31.40 Entry: 2:33.76 -2.36
	50m: 35.28 200m: 2:31.40 (38.11)	100m: 1:13.63 (38.35) 150m: 1:53.29 (39.66)	
23	 Li Zhongrui	14  Parnell Swi...	0.74 2:31.61 Entry: 2:34.28 -2.67

	50m: 35.20 200m: 2:31.61 (39.51)	100m: 1:12.84 (37.64)	150m: 1:52.10 (39.26)		
24	 Jarrett Lani	15	 St Paul's S...	0.65	2:32.16 Entry: 2:33.00 -0.84
	50m: 34.70 200m: 2:32.16 (39.85)	100m: 1:12.55 (37.85)	150m: 1:52.31 (39.76)		
25	 Johnson Olivia	15	 Murihiku S...	0.72	2:32.85 Entry: 2:32.46 +0.39
	50m: 36.90 200m: 2:32.85 (37.69)	100m: 1:16.07 (39.17)	150m: 1:55.16 (39.09)		
26	 Carter Violet	15	 Ice Breaker...	0.70	2:32.99 Entry: 2:33.60 -0.61
	50m: 36.33 200m: 2:32.99 (37.59)	100m: 1:16.02 (39.69)	150m: 1:55.40 (39.38)		
27	 Mills Meeka	13	 Pukekohe ...	0.64	2:33.29 Entry: 2:35.41 -2.12
	50m: 34.10 200m: 2:33.29 (40.00)	100m: 1:12.57 (38.47)	150m: 1:53.29 (40.72)		
28	 Van Vliet Madelene	15	 Mt Maunga...	0.65	2:33.55 Entry: 2:35.70 -2.15
	50m: 34.30 200m: 2:33.55 (39.34)	100m: 1:13.22 (38.92)	150m: 1:54.21 (40.99)		
29	 Yee Giselle	13	 Swim Rotor...	0.62	2:33.70 Entry: 2:36.40 -2.70
	50m: 35.33 200m: 2:33.70 (40.29)	100m: 1:14.38 (39.05)	150m: 1:53.41 (39.03)		
30	 Wright Mackenzie	13	 Raumati S...	0.66	2:34.78 Entry: 2:33.59 +1.19
	50m: 36.37 200m: 2:34.78 (38.49)	100m: 1:15.57 (39.20)	150m: 1:56.29 (40.72)		
31	 Duske Georgia	13	 Evolution A...	0.68	2:34.87 Entry: 2:37.10 -2.23
	50m: 36.16 200m: 2:34.87 (38.91)	100m: 1:16.31 (40.15)	150m: 1:55.96 (39.65)		
32	 van der Westhuizen Teja	13	 North Shor...	0.63	2:35.21 Entry: 2:37.06 -1.85
	50m: 35.77 200m: 2:35.21 (39.94)	100m: 1:14.91 (39.14)	150m: 1:55.27 (40.36)		
33	 Isles Eivi	13	 Kiwi ASC	0.69	2:35.94 Entry: 2:35.04 +0.90
	50m: 35.91 200m: 2:35.94 (40.05)	100m: 1:15.71 (39.80)	150m: 1:55.89 (40.18)		
34	 Scott Megan	15	 Swim Timaru	0.66	2:36.22 Entry: 2:37.46 -1.24
	50m: 35.63 200m: 2:36.22 (40.71)	100m: 1:15.55 (39.92)	150m: 1:55.51 (39.96)		
35	 Saunders Emily	14	 Selwyn Swi...	0.55	2:36.23 Entry: 2:34.88 +1.35
	50m: 35.53 200m: 2:36.23 (40.48)	100m: 1:15.65 (40.12)	150m: 1:55.75 (40.10)		

36	 Kennard Shyla	15	 Aquabladz ...	0.66	2:36.38 Entry: 2:38.73 -2.35
	50m: 34.88 200m: 2:36.38 (40.03)	100m: 1:14.77 (39.89)	150m: 1:56.35 (41.58)		
37	 Harper Stella	14	 Wanaka Sw...	0.71	2:36.55 Entry: 2:35.25 +1.30
	50m: 36.37 200m: 2:36.55 (39.80)	100m: 1:15.67 (39.30)	150m: 1:56.75 (41.08)		
38	 Watt Keira	13	 Wharenui S...	0.69	2:38.35 Entry: 2:37.36 +0.99
	50m: 36.52 200m: 2:38.35 (38.65)	100m: 1:18.12 (41.60)	150m: 1:59.70 (41.58)		
39	 Devoy Charlotte	15	 Mt Maunga...	0.66	2:41.53 Entry: 2:37.85 +3.68
	50m: 35.17 200m: 2:41.53 (43.53)	100m: 1:15.34 (40.17)	150m: 1:58.00 (42.66)		
40	 Pool Elizabeth	14	 Swim Rotor...	0.60	2:42.37 Entry: 2:35.30 +7.07
	50m: 36.78 200m: 2:42.37 (42.11)	100m: 1:17.81 (41.03)	150m: 2:00.26 (42.45)		